

THE BEECH

3 Bedroom Bungalow



Artist's Impression

A beautiful three bedroom semi-detached bungalow.

Plots: 67, 68, 82 & 83

THE BEECH

3 Bedroom Bungalow

Ground Floor



Kitchen 2000 x 3100 6'7" x 10'2"	Bedroom 2 3600 x 3000 11'10" x 9'10"
Dining / Lounge 4300 x 5000 14'1" x 16'5"	Bedroom 3 2500 x 3000 8'2" x 9'10"
Bedroom 1 2900 x 3900 9'6" x 12'10"	Bathroom 2200 x 1800 7'3" x 5'11"
En-Suite 1300 x 2500 4'3" x 8'2"	

 Vinyl flooring



**CONSUMER
CODE FOR
HOME BUILDERS**

www.consumercode.co.uk

danumhomes.co.uk

All information contained in this leaflet is taken from design intent material and may be subject to further design development. Images are for illustration only and do not form part of any contract of sale. The dimensions and layouts given are estimated and for guidance only and are subject to chosen plot. T2 4457. Revision Date: 01.08.22 Revision: 04

The
Pavilion

THE SPECIFICATION

Your home, your choice

GENERAL	The Laurel	The Beech	The Oak	The Willow	The Maple	The Hawthorne	The Birchwood	The Sycamore	The Poplar	The Holly	The Wisteria	The Juniper
White gloss woodwork												
White matt emulsion painted walls & ceilings												
Chrome ironmongery to door handles												
UPVC double glazed windows and doors												

ENTRANCE PORCH / HALL

Spot / Pendant lights												
Vinyl cushioned flooring	*											
Laminate flooring	*											

KITCHEN

Choice of kitchen units	*											
Choice of worktops & upstands	*											
Integrated extractor hood	*											
Stainless steel 1.5 bowl sink with mixer tap												
Integrated fan assisted single oven	*											
Choice of splashback behind the hob	*											
4 zone ceramic hob	*											
Integrated fridge	*											
Integrated dishwasher	*											
Integrated microwave												
Kitchen island	*											
Breakfast bar	*											
Vinyl cushioned flooring	*											
Laminate flooring	*											
Spotlights												
French doors												
Bi-folding doors												

DOWNSTAIRS W.C

Fitted white sanitaryware	*											
Chrome heated towel rail												
Vanity unit												
Spot lights												
Vinyl cushioned flooring	*											
Laminate flooring	*											

Comes as standard specification

* Option to upgrade

Please speak to one of our sales representatives to view and discuss the available upgrades on your selected home.

UTILITY ROOM

	The Laurel	The Beech	The Oak	The Willow	The Maple	The Hawthorne	The Birchwood	The Sycamore	The Poplar	The Holly	The Wisteria	The Juniper
Integrated washing machine *												
Stainless steel single bowl sink with tap												
Spotlights												
Laminate flooring *												

BATHROOM

Fitted white sanitaryware *												
Chrome heated towel rail												
Vanity unit												
Spot lights												
Extractor fan												
Choice of ceramic splashback tiles *												
Shower over bath with shower screen *												
Change bath to a walk in shower												
Vinyl cushioned flooring *												
Floor tiles *												

EN-SUITE

Fitted white sanitaryware *												
Fitted Shower cubicle												
Chrome heated towel rail												
Vanity unit												
Spot lights												
Extractor fan												
Choice of ceramic splashback tiles *												
Vinyl cushioned flooring *												

ELECTRICAL

Mains fed smoke detectors & Alarms												
White sockets and switches												
TV points to lounge *												
TV points to Bedroom 1 & 2												
TV points to Bedroom 3												
TV points to Bedroom 4												

EXTERNAL

Lawned gardens front and rear												
6ft perimeter fencing												
Outside tap												
Paths to the perimeter and patio area												
Outside light to front and side / rear												
Integral garage with power, light and manual door												
Attached garage with power, light and manual door												



DANUM
— HOMES —
Excellence in Build

THE BEECH

OPTIONS AND UPGRADES PACK



The
Pavilion

Artist's Impression

INTRODUCTION

Options and Upgrades

Welcome to Danum Homes, where the choice is yours. We have a wide range of finishing options and upgrades available for you to make your home your own.

Tailor the finishing touches within each room, starting with your choosing your new stylish fitted kitchen units and worktops, to finding the perfect handles and appliances. Personalise your bathrooms with stunning ceramics, showers, and accessories, to complimenting your new home with luxurious floor and window coverings throughout. What's more, our experienced Sales Representatives will be on hand to help and guide you on how best to turn your vision into a reality.



Birchwood

FLOORING UPGRADES

Your new home styled by you

Full House

Carpet - Grade 1 £2,150
 Carpet - Grade 2 £2,650
 Only one grade throughout the home

Hallway

Laminate - Tier 1 £600
 Laminate - Tier 2 £800

Kitchen Area

Laminate - Tier 1 £450
 Laminate - Tier 2 £600
 Ceramic tile - 44.3cm x 44.3cm £400
 Ceramic tile - 60.2cm x 60.2cm £450

Kitchen / Dining / Lounge

Laminate - Tier 1 £1,150
 Laminate - Tier 2 £1,750
 Ceramic tile - 44.3cm x 44.3cm £2,200
 Ceramic tile - 60.2cm x 60.2cm £2,400

Bathroom

Ceramic tile - 44.3cm x 44.3cm £400
 Ceramic tile - 60.2cm x 60.2cm £450

En-Suite

Ceramic tile - 44.3cm x 44.3cm £400
 Ceramic tile - 60.2cm x 60.2cm £450

44.3cm x 44.3cm



Park Gris



Park Blanco



Bottega Caliza



Madagascar Natural

60.2cm x 60.2cm



Bottega Caliza



Harlem Claiza



Bottega Acero



Dover Acero

*Recommended for Kitchen & Dining rooms

WALL TILE UPGRADES

Your new home styled by you

Bathroom

Half Wall - 25cm x 44.3cm	£450
Half Wall - 33.3cm x 59.2cm	£550
Full Wall - 25cm x 44.3cm	£1,150
Full Wall - 33.3cm x 59.2cm	£1,250

En-Suite

Half Wall - 25cm x 44.3cm	£600
Half Wall - 33.3cm x 59.2cm	£700
Full Wall - 25cm x 44.3cm	£1,200
Full Wall - 33.3cm x 59.2cm	£1,300



25cm x 44.3cm

Main



Park Gris

Feature



Park Lineal Gris

33.3cm x 59.2cm

Main




Bottega Caliza

Feature




Spiga Bottega Caliza



Park Blanco




Park Lineal Blanco



Indic Matt



Cubic Indic Matt



Bottega Caliza



Marbella Stone




Dover Caliza



Dover Modern Line Caliza



Madagascar Natural



Ona Natural

FINISHING TOUCHES

Individually perfected by you

Units & Worktop

J Handle Clerkenwell units - Band 2	£950
Shaker Chelford units - Band 2	£950
Hockley units - Band 3	£1,500
Under unit and plinth lighting	£450
Quartz worktop	£2,850
Kitchens to inc units, door handles if applicable & laminated worktops	



Birchwood

Sink & Tap

Undermount sink (Quartz worktop only)	£400
Composite sink and tap	£500
3 in 1 boiling hot tap	£895
Pull out tap	£200

Integrated Washer / Dryer

Lamona washing machine	£600
Bosch washing machine	£700
Lamona washer / dryer	£700
Bosch washer / dryer	£1,000

Integrated Microwave

Lamona	£500
Bosch	£600



Birchwood

Hob and Oven

Lamona gas hob	£250
Bosch gas hob	£350
Lamona induction hob	£350
Bosch induction hob	£450
Lamona built in double oven	£500
Lamona pyrolytic oven	£600

Upgrade all appliances to Bosch £1,500

Bathroom / En-Suite

Change bath to shower (Bathrooms Only)	£0
Electrical mirror feed	£75
LED anti mist mirror	£495
Aqualisa Blue Smart shower	£750



Birchwood

Wardrobes

1400mm opening	£1,500
1500mm opening	£1,600
1700mm/1800mm opening	£1,750

Blinds

Fabric chain free vertical	£1,200
French doors	£400
Faux wood with ladders	£1,400



Birchwood

Pendant Light to 4 Spotlights

Bedroom 1	£225
Bedroom 2	£225
Bedroom 3	£225

Pendant Light to 6 Spotlights

Dining / Lounge	£300
-----------------	------

Sockets, Switches & Sensors

Additional alarm sensor (PIRs)	£75
Additional TV point in white	£75
Additional twin socket in white	£75
Additional USB socket in white	£100
Additional TV point in brushed chrome	£100
Additional twin socket in brushed chrome	£100
Additional USB socket in brushed chrome	£125

Upgrade all white to brushed chrome £650

External

Electrical twin socket	£100
Outside floodlight	£150
Electrical car charger	£1,100
Shed base paving	£515
8ft x 6ft shed	£1,200
Standard patio - 3m x 3m	£310
Standard patio - 3.6m x 3.6m	£650
Indian stone patio - 3.6m x 1.8m	£200
Indian stone patio - 3m x 3m	£440
Indian stone patio - 3.6m x 3.6m	£840
Bi-folding doors in cream UPVC	£2,200

Warranty

Extend boiler warranty from 2 to 5 years	£500
--	------



Birchwood

FINALISING YOUR CHOICES

Please speak to your Sales Representative to confirm and finalise any upgrades. Where cash incentives are offered, you may be asked to pay a deposit of £1000 to secure these.

Payment Terms:
100% Immediately if exchange of contracts has not taken place.

100% upon legal completion if exchanged contracts has taken place.